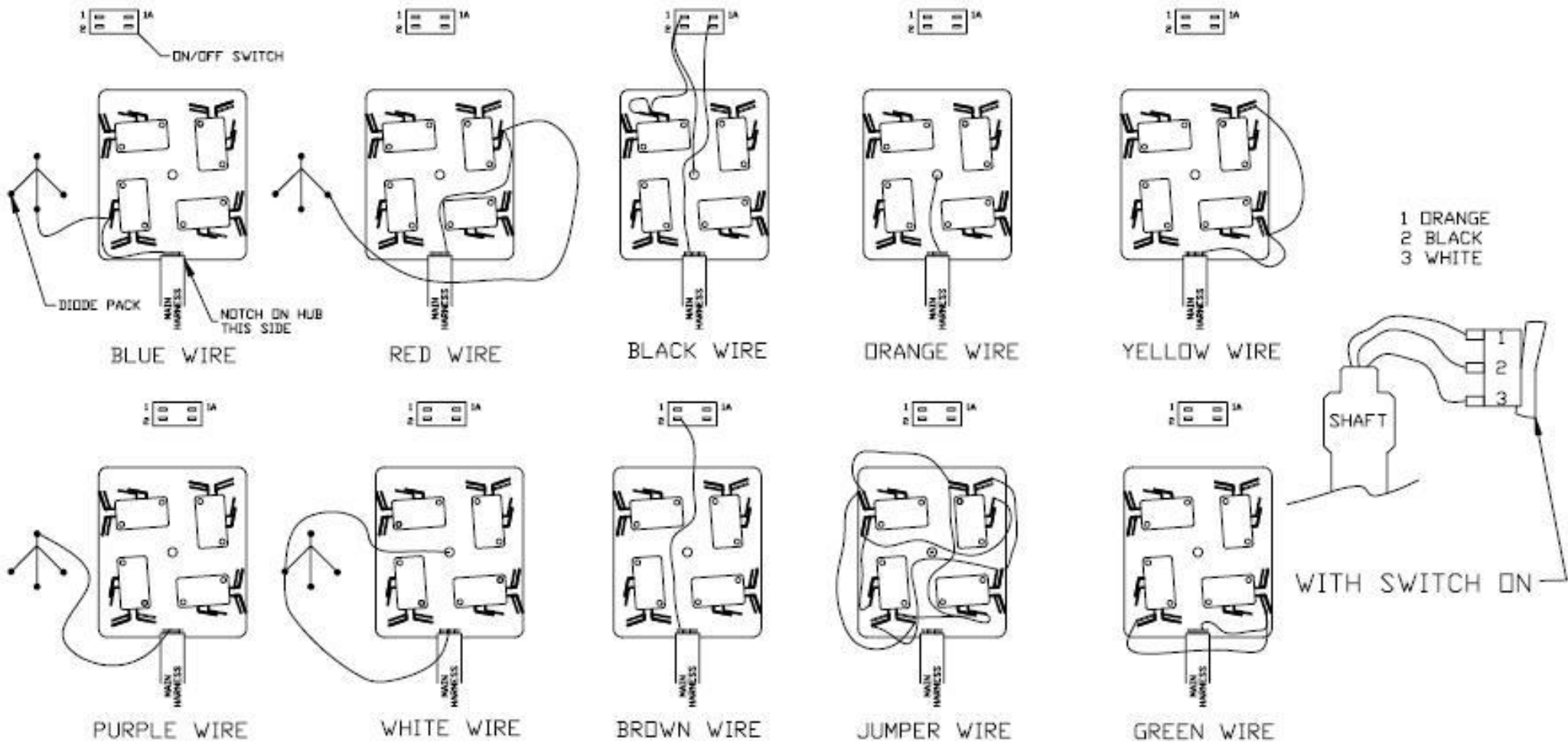




# Power V-Blade Joystick MSC03809 Wiring Schematic



## KEY

-  = TOP TERMINALS
-  = BOTTOM TERMINALS

**NOTE:**  
1.) ALL CONNECTIONS MADE WITH MOLEX CONNECTORS. BOTTOM VIEW SHOWN.

# Power V-Blade Joystick MSC03809 Harness Wiring Diagram

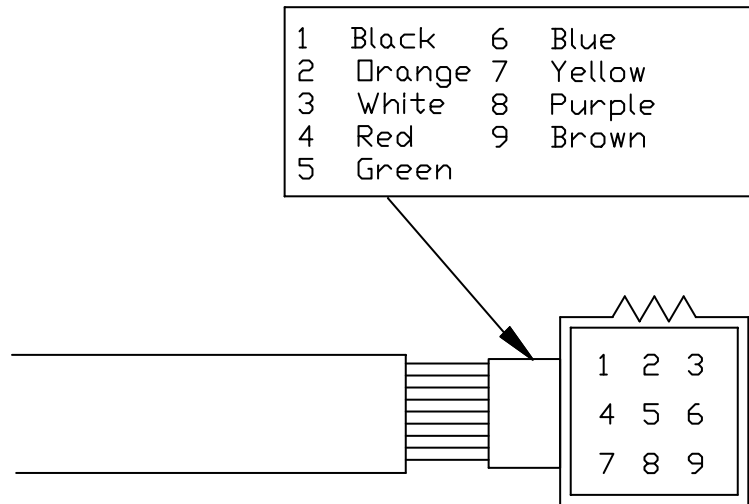


Figure 1. Power V-Blade Harness Wiring Diagram

G10074

COLOR	FUNCTION	PIN
BLACK	12 VOLTS +	1
ORANGE	PLOW DOWN	2
WHITE	PLOW UP	3
RED	RIGHT OUT	4
GREEN	RIGHT IN	5
BLUE	LEFT OUT	6
YELLOW	LEFT IN	7
PURPLE	PUMP SOLENOID	8
BROWN	GROUND	9